

Detailed Equipment Information

Print







Download All Photos

2021 HITACHI ZW330-6 / WLR

- [General Appearance](#)
- [Safety](#)
- [Control Station](#)
- [Engine](#)
- [Drivetrain](#)
- [Hydraulics](#)
- [Chassis](#)
- [Specialty](#)

GENERAL APPEARANCE

[Back To Top](#)

SERIAL NUMBER / VIN	BANNGE60C92C25019	
PRE-OPERATIONAL CHECKS	<p>Confirm Fluids Checked: Engine Coolant.</p> <p>Confirm Fluids Checked: Engine(s) Oil.</p> <p>Confirm Fluids Checked: Transmission Fluid.</p> <p>Confirm Fluids Checked: Hydraulic Fluid.</p> <p>Confirm Fluids Checked: Fuel Level</p>	
PAINT	Damage	
BODY PANELS	Grille damaged	
FENDERS	No visible damage or missing components.	
STEPS	Left cab steps bent	
HAND RAILS	No visible damage or missing components	
EXTERIOR LIGHTS	2 Inoperable / damaged / missing	
CAB/CANOPY OVERHEAD STRUCTURAL FRAMEWORK	No visible damage	
FEATURES		

Enclosed Cab, Air Conditioner, Rear View
 Camera, Air Ride Seat, Ride Control, Joystick
 Steering, 2018 US EPA Label, Requires Diesel
 Exhaust Fluid, 122 in Bucket



Photo 1 Photo 2 Photo 3

SAFETY

[Back To Top](#)















TRAVEL ALARM	Operational	
HORN	Operational	
SEAT BELTS	Operational	
SAFETY LOCK OUT/STOP	Operational	
CURRENT SAFETY MANUAL	No	
CURRENT OPERATOR/MAINTENANCE MANUAL	No	



Photo 1 Photo 2 Photo 3

CONTROL STATION

[Back To Top](#)

CONTROL STATION	Cab Type, Enclosed Cab, Air Conditioner, Rear View Camera, Air Ride Seat, Ride Control, Joystick Steering	
SEAT/ARMRESTS	No visible damage or missing components	
GLASS	No visible damage or missing components	
CAB DOORS	No visible damage or missing components	
STEERING CONTROLS	GOOD	
HYDRAULIC CONTROLS	GOOD	
DRIVETRAIN CONTROLS	GOOD	
DASH CONSOLE	GOOD	
ENGINE OIL PRESSURE	The fault indicator shuts off after the engine oil pressure rises.	
WARNING LIGHTS	Operational	
GAUGES	Operational	
REAR VIEW CAMERA	Camera operates as intended	
HOUR METER /ODOMETER USAGE READING (START)	6195.4 hrs	

AIR CONDITIONER	Operational
HEATER	Operational
LIMITED FUNCTION CHECK	The main components are in place and operational as noted.



Photo 1









Photo 2



Photo 3

ENGINE

[Back To Top](#)

ENGINE	2018 US EPA Label, Requires Diesel Exhaust Fluid	
A/C COMPRESSOR	Operational	
STARTER	Operational	
EXHAUST SYSTEM	No visible damage or missing components	
RADIATOR	GOOD	
OIL LEAKS	Oil Pan	
FUEL LEAKS	No dripping leaks	

COOLING SYSTEM LEAKS

No dripping leaks



LIMITED FUNCTION CHECK

The engine started and ran.



Photo 1



Photo 2



Photo 3

DRIVETRAIN

[Back To Top](#)

TRANSMISSION

Operational



TRANSFER CASE / DROP BOX

Operational



FRONT DRIVE AXLE

GOOD



REAR DRIVE AXLE


GOOD



LIMITED FUNCTION CHECK








The drivetrain was operational.





HYDRAULICS













[Back To Top](#)

PUMPS (HYDRAULICS)	GOOD	
VALVES	GOOD	
HYDRAULIC TANK	GOOD	
HOSES (HYDRAULICS)	GOOD	
LOADER LIFT CYLINDERS	GOOD	
BUCKET TILT CYLINDERS	GOOD	
STEERING CYLINDERS	GOOD	
LIMITED FUNCTION CHECK	The hydraulic system was operational.	



CHASSIS

[Back To Top](#)

ARTICULATING CENTER PINS	GOOD	
PARK BRAKE	GOOD	
LIMITED FUNCTION CHECK - BRAKES	The brake system functioned, stopping and holding the machine.	
FRAME CONDITION	GOOD	
LEFT FRONT TIRE	Bridgestone V-Steel M-Traction 26.5R25 11/32" Tread Depth	
LEFT REAR TIRE	Bridgestone V-Steel M-Traction 26.5R25 10/32" Tread Depth	
RIGHT REAR TIRE	Bridgestone V-Steel M-Traction 26.5R25 9/32" Tread Depth	
RIGHT FRONT TIRE	Bridgestone V-Steel M-Traction 26.5R25 12/32" Tread Depth	
WHEEL CONDITION	No visible damage or missing components	
LIFT ARM CONDITION	GOOD	
CHASSIS TO ARM PINS	GOOD	
TILT LINKAGE	GOOD	
TILT LINKAGE PINS AND BUSHINGS	GOOD	
BUCKET TO ARM PINS	GOOD	

LIMITED FUNCTION CHECK

The main chassis components were operational in a limited check.



Photo 1

Photo 2

Photo 3

SPECIALTY

[Back To Top](#)

FRONT ATTACHMENT

Front Attachment Details, 122 in Bucket

Type: Bucket

LOADER BUCKET CONDITION

GOOD



LOADER BUCKET CUTTING EDGE

No visible damage or missing components

Worn



Photo 1

Photo 2

Photo 3

DISCLAIMER

General

The Detailed Equipment Information is limited in scope, and Ritchie Bros. Auctioneers has not inspected any aspects or components of the equipment other than those expressly set forth herein. Unless expressly stated, we make no representations or warranties, express or implied, concerning the equipment or its components, including without limitation any representations or warranties concerning functionality, conformity or compliance with any safety standard or requirement of any applicable authority or regulatory body, fitness for any particular purpose, or merchantability. You are strongly advised to perform your own detailed inspection of the equipment prior to bidding.

Functions

Equipment is not tested under load. We make no representation or warranty that equipment is operating in accordance with manufacturers' specifications. No inspection has been performed with respect to any functionality aspect other than those expressly included herein. Only select photos have been provided for individual undercarriage components, and may not be indicative of the condition of the entire undercarriage as a whole.

Dimensions

Measurements are given as an estimate only. Actual loaded dimensions may vary based on truck/trailer height and the loaded machine configuration/position. It is the buyer's responsibility to measure all loads before leaving our auction site to ensure the load is safe for transport. All measurements should be verified by the buyer. DO NOT rely on these measurements for transportation purposes