



MPK

MPK

YAN HOOK

25524

MPK

YANHOOL

62683X1














7
SCHOOL BUS
81008

WARNING
DO NOT
REAR-SEAT
PASSENGERS



Shuttle Times
& ETAs?

Download Ride!

bart.com/ride

- Wa

Mfd by VAN HOOL N.V. Lier 2500 BELGIUM

Month / Year of construction: 03/15

GVWR: 62.000 Lb

| | GAWR | TIRE SIZE LOAD RANGE | RIM SIZE | COLD INFLATION PRESSURE |
|--------------------|-----------|-------------------------|-------------|----------------------------|
| Front | 18.180 Lb | 315/80R22.5 - L | 9,00 x 22,5 | 130 Psi (Single) |
| First intermediate | 27.575 Lb | 315/80R22.5 - L | 9,00 x 22,5 | 130 Psi (Dual) |
| Rear | 18.180 Lb | 315/80R22.5 - L | 9,00 x 22,5 | 130 Psi (Single) |

This vehicle conforms to all applicable U.S. Federal Motor Vehicle Safety Standards in effect on the date of manufacture shown above.

GVWR and GAWR are based on ORIGINAL equipment. Any change may affect vehicle capacities. See Owner's Manual for other tire and capacity information.

Vehicle identification number : -YE2ZG11BXF2042803-

Classification : BUS

PRODUCTION NUMBER

N^o

42803

MPK

VAN HOO

62683X1





VANHOOL

XXXXXXXXXX XXXXXXXXXXXX XXXXXXXXXXXX XXXXXXXXXXXX

VANHOOL

XXXXXXXXXX XXXXXXXXXXXX XXXXXXXXXXXX XXXXXXXXXXXX

























WATCH YO





Acquiring vehicle information...

Vehicle


- Chassis: 12.0L ISX
- Altitude: 3000/4000 5th Gen
- Brakes
- Device SmartView™ Standalone (TPMS)
- Device SmartView™ (TPMS) In-Cab Display

Vehicle Information

VIN: 273
 Manufacturer: Not Available
 Model Year: Not Available

| Status | Component | Description | Lookup Code | IMEI | Count |
|----------|-----------|--|-------------|------|-------|
| Active | Brakes | SAB - Controller #1 - Bad intelligent device or component | | | |
| Inactive | Engine | Power Supply Lost with Ignition On - Data Erratic, Intermittent, or Incomplete. Supply voltage to the ECM fell below 6.2 VDC momentarily, or Incomplete. Supply voltage to the ECM fell below 6.2 VDC momentarily, or the ECM was not allowed to power down correctly (within battery voltage for 30 seconds after key OFF). | 3P6 629 | 10 | 3 |
| Inactive | Engine | Engine Coolant Temperature - Data Valid but Below Normal Operational Range - Moderately Severe Level. Engine coolant temperature is below normal operating temperature limits. | 2785 | 10 | 2 |
| Inactive | Engine | Aftertreatment Diesel Particulate Filter Intake Temperature Sensor Circuit - Voltage Below Normal or Shorted to Low Source. Low signal voltage detected at the aftertreatment. | 3138 | 10 | 1 |

NEXT STEP
 Click to Launch 3PDC NextStep™
 Clear Faults



Cruise Spd Limit
68 mph

Road Speed Limit
68 mph

Total Engine Hrs
60550 hrs

Odometer
1203892 mi

Battery Potential
27.9 vdc

Total Avg Fuel Econ
49 mpg

Engine Speed

DPF Fuel Level
Low

DPF Breake
Low

Total Idle Hrs
19744 hrs

Idle Fuel Used
31433 gal

Click to View Consumable Fluids