













PinPoint
CAPSTAN

35
miles/h

315

GREENWAY





PinPoint
CAPSTAN

35











PinPoint
CAPSTAN



35

GREENWAY



R4038

JOHN DEERE
www.johndeere.com









JEFFERSON

90R46

PCI 46





ENWAY

EQUIPMENT, Inc.
Cultivate Success
enway.com







IFBBO/190R46



GREENWAY
EQUIPMENT
Helping You Cultivate Success
www.gogreenway.com

100 100



SPRAY

OPEN

LOAD WITH
SPRAYER PUMP



EDUCT

SPRAY OR LOAD
WITH NURSE PUMP

IMPORTANT

If loading sprayer using the high flow sprayer pump, a 3 inch hose and fittings should be used or pump seal damage will occur.
See operator's manual.

N037232









IMPORTANT
Please read these instructions
carefully. Use of other
fluids may void the
warranty.



JOHN DEERE
RES32911



JOHN DEERE
RES39445

SAE 1300g, 10mm, 1/2" NPT, 9/8" DIA. HOSE



35
mile/h

GREENWAY
EQUIPMENT, INC.
Helping You Cultivate Success
www.gogreenway.com

CAUTION
READ AND UNDERSTAND ALL INSTRUCTIONS BEFORE OPERATING THIS EQUIPMENT.
1. Always use proper tie-off technique.
2. Do not use equipment if you are impaired by alcohol or drugs.
3. Always use proper tie-off technique.
4. Always use proper tie-off technique.
5. Always use proper tie-off technique.

IMPORTANT
This equipment is designed for use only as described in the operator's manual.
Do not use for any other purpose.
Always use proper tie-off technique.
Always use proper tie-off technique.











DANGER



This equipment has a rotating part. Do not touch it.

U.S. GALLON

LITERS x100

1000

38

900

35



U.S.
GALLON

LITERS
x100

1000

38

35





sections
OT and
DOM into
born for
house





death do not contact
electric lines when
moving or operating
this machine.



PL





NOZZLE
SETUP



POWER

SYSTEM
SETUP



AUTO/MANUAL

LOCATION
SETUP



TURN



ALARM



OVERLAP

1

2

3

4



ESCAPE/MAP






ENTER





PATENT INFORMATION
WWW.BLENDEDPULSE.COM

JOHN D

1178.3   
Total Engine Hours





2834.1  
ac




Rate 1
10.0

Rate 2
15.0

Rate 3
20.0

0.0  
gal/ac









JOHN DEERE Product Identification Number
1N04038RHG0174356



SELF-PROPELLED SPRAYER 4038R
DEERE & COMPANY MOLINE, ILLINOIS Made In USA

1N04038RHG0174356

MODEL R4038
231 KW (309 HP)
MINIMAL POWER (26035 LB)

SELF-PROPELLED SPRAYER 4038R
DEERE & COMPANY MOLINE, ILLINOIS Made In USA

1N04038FHG0174356

MODEL	R4038
NOMINAL POWER	231 KW (309 HP)
UNLOADED MASS - DRY SYSTEM	11809.3 KG (26035 LB)
UNLOADED MASS - WET SYSTEM	14345.3 KG (31625.9 LB)
MAX WORKING PRESS. - WET SYSTEM	1.03 MPA (150 PSI)

KK16872