

Detailed Equipment Information

Print


Download All Photos

KOMATSU WA320-8 / WLR

- [General Appearance](#)
- [Control Station](#)
- [Engine](#)
- [Drivetrain](#)
- [Brakes](#)
- [Hydraulics](#)
- [Specialty](#)
- [Chassis](#)
- [Logistics Information](#)

GENERAL APPEARANCE

[Back To Top](#)

| | | |
|-------------------------|---|--|
| SERIAL NUMBER / VIN | KMTWA135HMNA39825 |  |
| CE MARK | No CE mark found | |
| SELLER REFERENCE NUMBER | Seller Reference or Fleet Number: | |
| TIRES/ UNDERCARRIAGE | Percentage Rating:, 60 | |
| CONDITION | Overall Condition for Age:, Good | |
| FEATURES | <p>Enclosed Cab, Air Conditioner, Rear View Camera, Air Ride Seat, Ride Control, Command Control Steering, 2021 US EPA Label, Requires Diesel Exhaust Fluid, Hydraulic Coupler, 108 in Bucket, Forks, 20.5R25 Tires</p> | |



1 of 7



Photo 1



Photo 2



Photo 3

CONTROL STATION










[Back To Top](#)

CONTROL STATION

Cab Type, Enclosed Cab, Air Conditioner,
Rear View Camera, Air Ride Seat, Ride
Control, Command Control Steering

LIMITED FUNCTION CHECK

The main components are in place and
operational as noted.

-  Photo 1
-  Photo 2
-  Photo 3
-  Photo 4
-  Photo 5
-  Photo 6
-  Photo 7
-  Photo 8
-  Photo 9

ENGINE






ENGINE

2021 US EPA Label, Requires Diesel Exhaust
Fluid

[Back To Top](#)

LIMITED FUNCTION CHECK

The engine started and ran.








-  Photo 1
-  Photo 2
-  Photo 3
-  Photo 4
-  Photo 5

DRIVETRAIN

LIMITED FUNCTION CHECK

The drivetrain was operational without a
load.

[Back To Top](#)

-  Photo 1
-  Photo 2
-  Photo 3
-  Photo 4
-  Photo 5
-  Photo 6
-  Photo 7

BRAKES

BRAKES

The brakes are operational.







[Back To Top](#)

HYDRAULICS

LIMITED FUNCTION CHECK

The hydraulic system was operational.

[Back To Top](#)

-  Photo 1
-  Photo 2
-  Photo 3
-  Photo 4
-  Photo 5
-  Photo 6










SPECIALTY

FRONT ATTACHMENT

Front Attachment Details, Quick Coupler
Type: Hydraulic Coupler, 108 in Bucket Type:

[Back To Top](#)

Bucket, Forks, 71" forks







-  Photo 1
-  Photo 2
-  Photo 3
-  Photo 4
-  Photo 5
-  Photo 6
-  Photo 7
-  Photo 8
-  Photo 9

CHASSIS

TIRES

20.5R25 Left front tire has a large cut in the sidewall Tires

[Back To Top](#)

-  Photo 1
-  Photo 2
-  Photo 3
-  Photo 4
-  Photo 5
-  Photo 6

LOGISTICS INFORMATION

SHIPPING DIMENSIONS

30 ft Long x 9 ft 6 in Wide x 11 ft 6 in Tall

[Back To Top](#)

GENERAL SHIPPING INFORMATION

Yes: Does this Unit Run? Yes: If self propelled, does the unit travel? Yes: Is the unit wider than 8'6"? Yes: Inflated Tires - item can roll? No: Is the unit taller than 12'? No: Noticeable fluid leaks?

DISCLAIMER

General

The Detailed Equipment Information is limited in scope, and Ritchie Bros. Auctioneers has not inspected any aspects or components of the equipment other than those expressly set forth herein. Unless expressly stated, we make no representations or warranties, express or implied, concerning the equipment or its components, including without limitation any representations or warranties concerning functionality, conformity or compliance with any safety standard or requirement of any applicable authority or regulatory body, fitness for any particular purpose, or merchantability. You are strongly advised to perform your own detailed inspection of the equipment prior to bidding.

Functions

Equipment is not tested under load. We make no representation or warranty that equipment is operating in accordance with manufacturers' specifications. No inspection has been performed with respect to any functionality aspect other than those expressly included herein. Only select photos have been provided for individual undercarriage components, and may not be indicative of the condition of the entire undercarriage as a whole.

Dimensions

Measurements are given as an estimate only. Actual loaded dimensions may vary based on truck/trailer height and the loaded machine configuration/position. It is the buyer's responsibility to measure all loads before leaving our auction site to ensure the load is safe for transport. All measurements should be verified by the buyer. DO NOT rely on these measurements for transportation purposes