

Detailed Equipment Information

Print



Download All Photos

KOMATSU WA320-8 / WLR

- [General Appearance](#)
 - [Control Station](#)
 - [Engine](#)
- [Drivetrain](#)
 - [Brakes](#)
 - [Hydraulics](#)
- [Specialty](#)
 - [Chassis](#)
 - [Logistics Information](#)

GENERAL APPEARANCE

[Back To Top](#)

SERIAL NUMBER / VIN	KMTWA135CMNA39933	
CE MARK	No CE mark found	
SELLER REFERENCE NUMBER	Seller Reference or Fleet Number:	
TIRES/ UNDERCARRIAGE	Percentage Rating:	
HOUR METER / ODOMETER	3925.32 hrs	
CONDITION	Overall Condition for Age:, Good	
FEATURES	<p>Enclosed Cab, Air Conditioner, Rear View Camera, Air Ride Seat, Ride Control, 2021 US EPA Label, Hydraulic Coupler, 3.5 cyd 108 in Bucket, Forks, 20.5R25 Tires</p>	



1 of 9



Photo 1



Photo 2














Photo 3

CONTROL STATION

CONTROL STATION	Cab Type, Enclosed Cab, Air Conditioner, Rear View Camera, Air Ride Seat, Ride Control
LIMITED FUNCTION CHECK	The main components are in place and operational as noted.








[Back To Top](#)

-  Photo 1
-  Photo 2
-  Photo 3
-  Photo 4
-  Photo 5
-  Photo 6
-  Photo 7
-  Photo 8
-  Photo 9
-  Photo 10
-  Photo 11

ENGINE

ENGINE	2021 US EPA Label
LIMITED FUNCTION CHECK	The engine started and ran.

[Back To Top](#)

-  Photo 1
-  Photo 2
-  Photo 3
-  Photo 4
-  Photo 5
-  Photo 6
-  Photo 7

DRIVETRAIN

LIMITED FUNCTION CHECK	The drivetrain was operational without a load.
-------------------------------	---

[Back To Top](#)

-  Photo 1
-  Photo 2

BRAKES








BRAKES	The brakes are operational.
---------------	-----------------------------

[Back To Top](#)

HYDRAULICS

LIMITED FUNCTION CHECK	The hydraulic system was operational.
-------------------------------	---------------------------------------

[Back To Top](#)

-  Photo 1
-  Photo 2
-  Photo 3
-  Photo 4
-  Photo 5
-  Photo 6
-  Photo 7

SPECIALTY







FRONT ATTACHMENT

[Back To Top](#)

Front Attachment Details, Quick Coupler

Type: Hydraulic Coupler, 3.5 cyd 108 in






Bucket Type: Bucket, Forks

-  Photo 1
-  Photo 2
-  Photo 3
-  Photo 4
-  Photo 5
-  Photo 6

CHASSIS

TIRES	20.5R25 Tires
-------	---------------

[Back To Top](#)

-  Photo 1
-  Photo 2
-  Photo 3
-  Photo 4
-  Photo 5

LOGISTICS INFORMATION

SHIPPING DIMENSIONS	30 ft Long x 9 ft 6 in Wide x 11 ft 6 in Tall . lb Shipping Weight
GENERAL SHIPPING INFORMATION	Yes: Does this Unit Run? Yes: If self propelled, does the unit travel? Yes: Is the unit wider than 8'6"? Yes: Inflated Tires - item can roll? No: Is the unit taller than 12'? No: Noticeable fluid leaks?

[Back To Top](#)

DISCLAIMER

General

The Detailed Equipment Information is limited in scope, and Ritchie Bros. Auctioneers has not inspected any aspects or components of the equipment other than those expressly set forth herein. Unless expressly stated, we make no representations or warranties, express or implied, concerning the equipment or its components, including without limitation any representations or warranties concerning functionality, conformity or compliance with any safety standard or requirement of any applicable authority or regulatory body, fitness for any particular purpose, or merchantability. You are strongly advised to perform your own detailed inspection of the equipment prior to bidding.

Functions

Equipment is not tested under load. We make no representation or warranty that equipment is operating in accordance with manufacturers' specifications. No inspection has been performed with respect to any functionality aspect other than those expressly included herein. Only select photos have been provided for individual undercarriage components, and may not be indicative of the condition of the entire undercarriage as a whole.

Dimensions

Measurements are given as an estimate only. Actual loaded dimensions may vary based on truck/trailer height and the loaded machine configuration/position. It is the buyer's responsibility to measure all loads before leaving our auction site to ensure the load is safe for transport. All measurements should be verified by the buyer. DO NOT rely on these measurements for transportation purposes