



Buy this item and view more at www.ironplanet.com or call 800-211-3983

Item #7251498 - 2014 Apache AS720 90 ft 4x2 High Clearance Self-Propelled Sprayer



Item Details:

- Features: 1275 Machine Hours Showing, Hydrostatic, Air Conditioner, Air Ride Seat, Radar, Auto Rate Control Tier 3, 2014 US EPA Label, Hydraulic Driven Pump, 750 gal Poly Tank, Chemical Mix Tank, Rinse Tank, Triple Nozzle Bodies, HID Lights, 380/80R38, Front Tires, Rear Duals, 380/90R46 Rear Tires, Hydraulic Axle Adjustment
- Meter Reading: 1,275 Hours
- Serial # : 9141142
- Inspection Completed: 7/7/22





Shipping Details:






- Location Mississippi (Panola County)
- Loading Dock Available: No
- Pickup Hours:

Inspection Report

Note: This condition inspection report is the result of an impartial, systematic, documented process focused on the establishment of the general, overall mechanical condition of a piece of equipment, or of a vehicle, at a specific time. The purpose of the inspection is to establish the "as is" operational capability of the machine. It is not a performance or load test on the item.







Inspection Ratings Key	
★★★★	Limited use or recently replaced. Free of visible wear or defects.
★★★☆☆	Performs within the tolerances expected for age and type of item
★★☆☆☆	Although performing, shows indication of needing repair or replacement
★☆☆☆☆	Needs immediate repair/replacement. Requires work if it is to perform as expected







General Appearance		
Item	Assessment	Photo
Picture, Left Front Corner		
Picture, Left Rear Corner		
Picture, Right Rear Corner		
Picture, Right Front Corner		


<p>Serial Number / VIN</p>	<p>9141142</p>	
<p>Motor Vehicle Safety Standards Label</p>	<p>No</p>	
<p>Paint</p>	<p>Paint faded</p>	
<p>Sheet Metal (Fiberglass) Condition</p>	<p>Hood broken on drivers side Latch inoppperable</p>	
<p>Glass</p>	<p>No visible damage</p>	
<p>Exterior Lights</p>	<p>Some not operational, headlights fault code lights are not operational</p>	
<p>Steps/Ladders</p>		







Hand Rails		
General Appearance #1		
General Appearance #2		
General Appearance #3		
General Appearance #4		
General Appearance #5		





Safety		
Item	Assessment	Photo
Travel Alarm	Missing	
Horn	Inoperable	
Seat Belts	Operational	
Current Safety Manual	No	
Current Operator/Maintenance Manual	No	







Control Station		
Item	Assessment	Photo
Mirrors		
Seats/Armrests		
Passenger seat	<p>★★★★☆ Yes</p>	
Hydraulic Controls	<p>★★★★☆</p>	
Steering Control	<p>★★★★☆</p>	
Drivetrain Controls	<p>★★★★☆</p>	



Oil Pressure	No oil pressure indicator	
Warning Lights	Operational, head light fault when on light stays on	
Gauges	Operational	
Hour Meter (pre-inspection)	1274.7 hrs	
Hour Meter	1275.5 hrs, Operational hour meter	
Air Conditioner	Operational	
Heater	Operational	
Limited Function Check	The main components are in place and operational as noted.	
Control Station #1		







Control Station #2		
Control Station #14		
Control Station #15		
Control Station #16		








Engine		
Item	Assessment	Photo
Engine	2014 US EPA Label	
Emission Label		
A/C Compressor	Operational	
Blow-by (subjective visual observation)	Minor	
Starter	Operational	
Exhaust System		
Radiator	★★★★☆	
Oil Leaks	No dripping leaks	
Fuel Leaks	No dripping leaks	

Cooling System Leaks	No dripping leaks	
Engine - Left Side		
Engine - Right Side		
Limited Function Check	The engine started and ran. Hood would not open shop got it open	
v2 Engine # 1		







Drivetrain		
Operational test is limited to low speed in a confined flat area without load. Differential interlocks, full transmission shifting and functionality of all drive axles cannot be fully verified. Inspector listens for abnormal noises, observes leaks and notes physical damage.		
Item	Assessment	Photo
Transmission	★★☆☆ Operational	
Front Drive Axle	★★☆☆ Axle track width slides worn out will not slide or retract non driven axle is 4x2. Center pivot pin bushing wear.	
Rear Drive Axle	★★☆☆	
Limited Function Check	The drivetrain was operational.	
Drivetrain #1		
Drivetrain #2		
Drivetrain #3		








Drivetrain #4		 A close-up photograph of a tire and drivetrain component. The tire is a large, heavy-duty treaded tire. The drivetrain component is a metal housing or bracket. The word "IRON" is visible in the bottom right corner of the image.
Drivetrain #5		 A close-up photograph of a metal component, possibly a housing or bracket, with a label. The label is rectangular and has some text on it, including the number "358". The word "IRON" is visible in the bottom right corner of the image.

Hydraulics		
See photos for condition		
Item	Assessment	Photo
Pumps (Hydraulics)	★★★★☆	
Valves	★★★★☆ Dripping leak, From hose fittings	
Hydraulic Tank	★★★★☆	
Hoses	Minor leaking	
Cylinder(s)	★★★★☆	
Cylinder Pins and Bushings	★★★★☆	
Limited Function Check	The hydraulic system was operational.	







Hydraulics #1		
Hydraulics #2		
Hydraulics #3		
Hydraulics #4		
Hydraulics #5		
Hydraulics #6		
Hydraulics #7		



Hydraulics #8		 A close-up photograph of the hydraulic system of the sprayer. It shows a large black hydraulic cylinder connected to a metal boom structure. The boom is painted red and has the 'IRON PLANET' logo visible. The background shows a clear blue sky with some clouds.
Hydraulics #9		 A close-up photograph of the hydraulic system, showing a different view of the hydraulic cylinder and boom assembly. The boom is red and features the 'IRON PLANET' logo. The background shows a clear blue sky.








Chassis		
IronPlanet pin connection pivot point wear inspections are limited to sound, sight and feel observations. Dial indicator testing is not performed.		
Item	Assessment	Photo
Booms and Boom Tree	★★☆☆ Boom tips welding repair and cracking evident	
Boom Shocks	★★☆☆	
Tank	★★☆☆	
Plumbing	★★☆☆ Not operationally tested	
Electrical	★★☆☆ Not operationally tested	
Fluid Flush System	★★☆☆ Not operationally tested	

Pressure Gauge System	★★★★☆	
Controller	★★★★☆ Appears complete, Make and Model Apache not operationally tested, Not operationally tested	
Granular Bins	★★★★☆ Number of Bins 1, Could not check sensors	
Product Tubes	★★★★☆	
Controller	★★★★☆ Appears complete, Make and Model Apache not operationally tested, Not operationally tested	
Steering Linkage	★★★★☆	
Brake Type	Hydraulic	
Brake Control	★★★★☆	

Brake Lines/Hoses	★★★★☆	
Park Brake	★★★★☆	
Limited Function Check - Brakes	The brake system functioned, stopping and holding the machine.	
Frame Condition	★★★★☆	
Left Front Tire		
Left Rear Tire	Low air	
Right Rear Tire	Low air. note fender damage	
Right Front Tire		
Tread Depth	LF 50/32", LR 20/32", RR 24/32", RF 28/32"	
Wheel Condition	★★★★☆	
Wheel Studs, Nuts, Lugs	★★★★☆	

Chassis #1		
Chassis #2		
Chassis #3		
Chassis #4		
Chassis #5		
Chassis #6		
Chassis #7		

Chassis #8		
Chassis #9		
Chassis #10		
Chassis #11		
Chassis #12		
Chassis #13		
Chassis #14		

Chassis #15		 A close-up photograph of a metal joint or pivot point on the chassis, showing a blue-painted metal arm and a circular opening in a larger metal structure. The word "IRON" is visible in the bottom right corner.
Chassis #16		 A close-up photograph of a hydraulic hose and fitting assembly, showing a black hose connected to a metal fitting. The background is a clear blue sky with some clouds. The word "IRON" is visible in the bottom right corner.
Chassis #17		 A close-up photograph of a wheel and suspension assembly, showing a yellow tire and various metal components. The word "IRON" is visible in the bottom right corner.
Chassis #18		 A close-up photograph of a wheel and suspension assembly, showing a yellow tire and various metal components. The word "IRON" is visible in the bottom right corner.
Chassis #19		 A close-up photograph of a large, treaded tire on a chassis, showing the tire's surface and the surrounding metal structure. The word "IRON" is visible in the bottom right corner.
Chassis #20		 A close-up photograph of a large, treaded tire on a chassis, showing the tire's surface and the surrounding metal structure. The word "IRON" is visible in the bottom right corner.
Chassis #21		 A close-up photograph of a wheel and suspension assembly, showing a yellow tire and various metal components. The word "IRON" is visible in the bottom right corner.

Oil Sample Analysis (engine)

Item	Assessment	
date of analysis	Jul 15, 2022	
Silicon	8.61 PPM	
Tin	0.31 PPM	
Silver	0 PPM	
Aluminum	6.13 PPM	
Chromium	4.03 PPM	
Lead	22.44 PPM	
Copper	19.29 PPM	
Nickel	1.33 PPM	
Iron	123.55 PPM	
Glycol	NEG	
Water	NEG	
Fuel	<5%	

Oil Sample Analysis (transmission)

Item	Assessment	
date of analysis	Jul 15, 2022	
Silicon	26.74 PPM	
Tin	0 PPM	
Silver	0 PPM	
Aluminum	5.67 PPM	
Chromium	1.31 PPM	
Lead	59.21 PPM	
Copper	133.67 PPM	
Nickel	0.48 PPM	
Iron	448.93 PPM	
Fuel	<5%	

Buy this item and view more at www.ironplanet.com or call 800-211-3983

IronPlanet, Inc. © 2012 All Rights Reserved