



VÖGELE

SUPER 2000-31







Joseph Vögele AG
67075 Ludwigshafen
Germany

VV **VÖGELE**

VÖGELE

Prüfung
Inspection

gemäß
according to

2009/104/EG

nächste Prüfung
next inspection



Baureihe / Typ

Series / Type Series / Type

1174 / SUPER 2000-3f

Fz.-Ident.-Nr.

Machine I.D. No.

11740209

Baujahr

Year of Manufacture

2018

Leistung

Output

kW/min⁻¹

175/1700

Leistung

Output

kW/min⁻¹

186/2000

Zul. Achslast

Admissible

Axle Load

vorn

front

hinten

rear

kg

kg

Zul. Ges.-Gewicht

Admissible Total Weight

kg

Betriebsgewicht

Operating Weight

22550

kg

max. Betriebsgew.

Maximum Operating Weight

26000

kg

Made in Germany

fb RITCHE BROS.
Auctioneers





1000000000











WFO
1998/03/27

© 2014 BUCHER



Small rectangular label with illegible text.

THE BROS







WARNING
Read the operator's manual.
Do not touch the hydraulic lines.
Do not touch the hot hydraulic oil.

ISO 9001
ISO 14001
RITCHIE BROS. CONSTRUCTION EQUIPMENT
MILWAUKEE, WISCONSIN

⚠

RTB RITCHIE BROS.
MILWAUKEE, WISCONSIN











EXPRESS

Ellsworth, VT

MC 1431037
VIN 898076
L500T 3891787



FORNITCHEB
Solutions

PLUS



HM
MURPHY
EQUIPMENT COMPANY
RENTALS • SERVICE
1000 W. 10th Street
Mankato, MN 56001
507-352-2757

VÖGELE

F1

F3

F5

F7

F2

F4

F6

F8

M1

M2

M3

M4

ESC

START/STOP

MAX
ECO
MIN

BRITCHE BROS.
Auctioneers

ER TOPUS



HM
HAYDEN-MURPHY
EQUIPMENT COMPANY
SALES • RENTALS • SERVICE
1-800-352-2757

Control panel on the left side of the operator's seat, featuring a large black joystick and several indicator lights.

- Joystick with a red 'P' (Park) button and directional arrows for Forward (F) and Reverse (R).
- Three indicator lights at the top.
- A black rotary knob with a curved arrow icon.
- Four gear selection buttons labeled F, R, N, and a green button.
- Two yellow indicator lights at the bottom.

Central control panel with a grid of buttons for machine functions.

- Top row: Three buttons with icons of a hand holding a tool, a battery, and a hand holding a tool.
- Second row: Three buttons with up, yellow (with a battery icon), and down arrows.
- Third row: Three buttons with up, down, and down arrows.
- Bottom row: Two buttons with left and right arrows.
- Two yellow indicator lights on the left and right sides.

Control panel on the right side of the operator's seat, including a start/stop button and speed control.

- Three indicator lights at the top.
- A 'START/STOP' button.
- A speed control dial with 'MAX', 'ECO', and 'MIN' settings.
- A yellow indicator light.
- A horn button.
- A large black joystick on the far right.



ERGO



HAYDEN
EQUIPMENT
SALES + RENTALS
1-800-352-

RICHIEBROS
Auctioneers



VÖGELE

F1
F2
F3
F4
F5

ESC

HRC 2000

POWERUP AUCTIONS
Auctioneers



VÖGELE

F1
F2
F3
F4
F5

ESC

ERGOPLUS

6 RITCHIE BROS.
Auctioneers



FT094

VÖGELE

FT094

VÖGELE

© RITCHIE BROS.
Auctioneers

VÖGELE

ft/min

0.0



1/min




900

2h 29 10




99 gal



51.6%


rb RITCHIE BROS.
Auctioneers



GROUP HD 216WG EN 853 2SN 16



RTCHIE BROS
Auctioneers






WIRTEG

2SN 16
WP 25
3AR
201
01 WPC 03113

SOGELLE





WIRTEGEN GROUP

WIRTEGEN GROUP HD 110WG EN 853 1SN

WIRTEGEN GROUP HD 110WG EN 853 1SN

HD 110WG

WP 225 BAR 225 B

EN 853 1SN 10

WP 180 BAR

WIRTEGEN GROUP HD 106WG EN 853 1SN 08


WP 225 BAR


HD 106WG EN 853

WIRTEGEN GROUP
HD 106WG
EN 853 1SN
10

WIRTEGEN GROUP HD 110WG EN 853 1SN 10

FLYBROTHERS BROS.
HYDRAULICS







Hydraulic Cylinder

R

SUPER 2000-3

RTCHIE BRO
Auctioneers







F. B. RITCHIE BROS.



PITCHE BROS.
Auctioneers





ER 2000-

bids4pros.com
Auction



www.ros









WARNING
Do not touch the hot surface of the roller.

Read / Consultez
soit / consultez
le / les
manuel / les
d'instructions
avant / avant
l'utilisation
de / de
l'appareil / de
l'appareil.

RD RITCHIE BROS
EQUIPMENT

SUPER 2000-3i



PO RITCHIE BROS.
Auctioneers



DANGER
WHEELS CAN
PINCH FINGERS
OR TOE
DO NOT
GET CLOSE
TO THE
WHEELS
WHEN THE
MACHINE IS
MOVING

RB RITCHIE BROS.
Auctioneers



WARNING
SURFACE HAZARD
Slippery in wet and
dry forms.
Do not touch hot
surfaces and moving parts



CRUSHING HAZARD
Moving parts will crush
limbs, injury or death.
Keep clear



WARNING
HAZARDOUS AREA
Moving parts can cause
limbs injury or death.
Keep clear
and maintain safe working
distances.





OPERATOR
2000-31